



Years 1 English home learning for the week commencing 13th April

Reading

Try to read a little everyday

If you need extra reading material, please look at the following:

Oxford Owl free e-book reading library

<https://home.oxfordowl.co.uk/>

Collins free e-book reading library. Follow the instructions to sign in

<https://collins.co.uk/pages/big-cat-ebooks>

Borrow e-books with your library card

<https://librariesunlimited.overdrive.com/library/kids>

Listen to stories (Aim for at least 3-4 times a week):

Ask someone at home to read to you

CBeebies Bedtime stories <https://www.bbc.co.uk/iplayer/episodes/b00jdlm2/cbeebies-bedtime-stories>

Story time with Oliver Jeffers

<https://www.oliverjeffers.com/books#/abookaday/>

Authors and illustrators reading their stories:

<https://www.youtube.com/playlist?list=PLFtPjlfGAYjxRik7kNvW4Jc5rnad2nx7r>

Audible have made children's books free to listen to

https://www.audible.co.uk/?ref=Adbl_ip_rdr_from_US&source_code=AUK30DFT1BkWS0826159058&ipRedirectFrom=US&ipRedirectOriginalURL=ep%2Fkids-audiobooks

Booktrust for lots of online stories

<https://www.booktrust.org.uk/books-and-reading/have-some-fun/storybooks-and-games/>

Reading comprehension

Try this activity this week:

- Choose one picture from the 'prediction collection'. Have a go at answering the questions underneath.

<https://www.onceuponapicture.co.uk/the-collections/the-prediction-collection/>

Phonics

Suggested 10-15 minutes per day

Websites to use:

www.phonicsplay.co.uk Free to use at the moment Username: march20 Password: home

<https://home.oxfordowl.co.uk/reading/learn-to-read-phonics/> is a guide for parents, including a video on how to say all the sounds

Week 1	Revise Phase 3 https://new.phonicsplay.co.uk/resources/phase/3 Choose a game to play on Phonics Play each day
--------	---

Writing

Aim to spend around 20 minutes each day

Day 1	Visit https://www.literacyshed.com/the-picture-book-shed.html Watch the 'Owl Babies' story Retell the story and draw some pictures to go with it.
Day 2	Complete the Owl Babies Day 2 resource (see appendix 1). There's no need to print this, you can write straight into your home learning book.
Day 3	Have a look at this picture of a forest. The Owl Babies could live here. https://www.onceuponapicture.co.uk/portfolio_page/magic-forest/ Collect some ideas for the picture <ul style="list-style-type: none">• What can you see?• What can you hear?• How do you feel?
Day 4	Write a description of the forest using the ideas you collected yesterday. Have a look at the Owl Babies Day 5 description to get you going.
Day 5	Finish your description and illustrate it.
Want to do more? Try one of the activities here: https://www.babcockldp.co.uk/improving-schools-settings/english/home-learning/home-learning-english-key-stage-1	

Spelling Suggested 5 minutes per day

Suggested sequence:

Day 1: read spellings and write into your home learning book

Day 2: Play some of the free games

Day 3: Play some of the free games

Day 4: Practise spellings

Day 5: Test yourself on the spellings










Week 1	https://spellingframe.co.uk/spelling-rule/151/38-Common-exception-words-6 here where love come some
Here are some further tips for learning spellings: https://www.theschoolrun.com/teachers-tricks-make-spelling-easy https://readingeggs.co.uk/articles/2016/05/19/homeschool-spelling-activities/ http://www.appledore-primary.devon.sch.uk/uploads/images/How%20to%20help%20with%20spellings.pdf	

Grammar

On the website listed below, you are allowed 10 free questions per day.	
Day 1	https://uk.ixl.com/ela/year-1/is-it-a-telling-sentence-or-an-asking-sentence
Day 2	https://uk.ixl.com/ela/year-1/who-what-when-where-or-why
Day 3	https://uk.ixl.com/ela/year-1/identify-and-use-end-marks
Day 4	https://uk.ixl.com/ela/year-1/find-the-complete-sentence
Day 5	Choose one from this week to practise.
If you've used your 10 free questions and want to do more: https://www.topmarks.co.uk/Search.aspx?Subject=9&AgeGroup=2 Go to www.twinkl.co.uk/offer Enter the code CVDTWINKLHELPS Try these activity mats: https://www.twinkl.co.uk/resource/t-l-52175-year-1-spring-term-1-spag-activity-mats	

If you could meet the author what would you ask him?

Appendix 2

The forest was  **dark and mysterious**. It was full  of **loud,**
spooky sounds. The sky was  **black and endless**. The
whole wood was hidden in a  **thick fog**. The trees were
tall and twisted cold was  **biting and harsh**. The **icy**
 **wind** whistled past. Something rustled in the  **gloomy,**
overgrown bushes. There were  **dark, mysterious**
shadows  everywhere. Where was our mummy?